



# Show My Homework

A tool for parents




# Getting Started:

1. <https://showmyhomework.secure.force.com/help>
2. Logging in
3. My child's homework
5. Emails and notifications

**Top Tip!** On the Show My Homework website you will find a selection of helpful, short, guides to support you in using the features of Show My Homework.

[https://www.teamsatchel.com/user/student\\_parent.html](https://www.teamsatchel.com/user/student_parent.html)



# Logging in:

- 1) TDA will give you a letter containing your SMHW PIN. Go to...
- 2) [showmyhomework.co.uk/login/pin](https://showmyhomework.co.uk/login/pin)
- 3) Enter your PIN
- 4) Search for your child's school (by name or postcode)
- 5) Click **Submit**
- 6) On the next screen enter your email address and create a password.


**Your account is now set up.**

Keep your PIN safe, as you can use this to reset your password in the future.

## **Next steps**

Logging in to your Show My Homework account will let you view the homework set for your child or children, as well as the last time they were active on Show My Homework. You will also be able to access their PIN numbers in case they can't get logged in.

# School calendar:



Just in case you aren't able to access your account, you can still check your child's homework by going to the **School calendar**.


Search for your **School calendar** and select your school. From here you can check all the homework set throughout the entire school

You will be able to search for homework by applying filters relating to date, teacher, subject, class, year group, and type of homework task.

Monday 26th Oct	Tuesday 27th Oct	Wednesday 28th Oct	Thursday 29th Oct	Friday 30th Oct	Saturday 31st Oct	Sunday 1st Nov
7/Eng1 Science Mr. J. O'Leary	7/H Computing Mr. N. Gohil	Ormerod Computing Mr. N. Gohil	7/H Geography Miss. E. Milward	7/H Mathematics Mr. M. Bulpitt	7/Eng1 Science Mr. J. O'Leary	
7/H Science Mr. J. O'Leary	Year2 red H&SC Computing Mr. N. Gohil	7/H Computing Mr. N. Gohil	9/Eng2 Computing Mr. N. Gohil	Ormerod Computing Mr. N. Gohil	7/H Science Mr. J. O'Leary	
7/H Science Mr. J. O'Leary	Test Class Computing Mr. N. Gohil	7/H Computing Mr. N. Gohil	7/H English Literature Mr. N. Gohil	Test Class Computing Mr. N. Gohil	7/H Science Mr. J. O'Leary	
7/H Science Mr. J. O'Leary	7/H History Mr. J. O'Leary	7/H English Literature Miss. E. Milward	Test Class Mathematics Mr. N. Gohil	7/H Art and Design Mr. L. Armstrong	7/H Science Mr. J. O'Leary	

<https://thomasdeacon.showmyhomework.co.uk/school/homeworks/calendar>

# School calendar:



Show My Homework
Calendar
Log in

Select a year ▼

Select a type ▼

Select a subject ▼

Select a teacher ▼

Select a class ▼


Prev
Next
Today

**Oct 26th - Nov 1st, 2015**
📅

Homework
  Spelling Test
  Quiz
  Differentiated Homework
  Class Test

Monday 26th Oct	Tuesday 27th Oct	Wednesday 28th Oct	Thursday 29th Oct	Friday 30th Oct	Saturday 31st Oct	Sunday 1st Nov
<div style="background-color: #76b82a; color: white; padding: 5px; border: 1px solid #76b82a; margin-bottom: 5px;">                     7/Eng1 Science Mr. J. O'Leary <span style="float: right; border: 1px solid white; border-radius: 50%; padding: 2px;">3</span> </div> <div style="background-color: #76b82a; color: white; padding: 5px; border: 1px solid #76b82a; margin-bottom: 5px;">                     7/H Science Mr. J. O'Leary <span style="float: right; border: 1px solid white; border-radius: 50%; padding: 2px;">3</span> </div> <div style="background-color: #76b82a; color: white; padding: 5px; border: 1px solid #76b82a; margin-bottom: 5px;">                     7/H Science Mr. J. O'Leary <span style="float: right; border: 1px solid white; border-radius: 50%; padding: 2px;">3</span> </div> <div style="background-color: #76b82a; color: white; padding: 5px; border: 1px solid #76b82a;">                     7/H Science Mr. J. O'Leary <span style="float: right; border: 1px solid white; border-radius: 50%; padding: 2px;">3</span> </div>	<div style="background-color: #d9ead3; color: #333; padding: 5px; border: 1px solid #d9ead3; margin-bottom: 5px;">                     7/H Computing Mr. N. Gohil                 </div> <div style="background-color: #76b82a; color: white; padding: 5px; border: 1px solid #76b82a; margin-bottom: 5px;">                     Year2 red H&amp;SC Computing Mr. N. Gohil <span style="float: right; border: 1px solid white; border-radius: 50%; padding: 2px;">1</span> </div> <div style="background-color: #f1c40f; color: white; padding: 5px; border: 1px solid #f1c40f; margin-bottom: 5px;">                     Test Class Computing Mr. N. Gohil <span style="float: right; border: 1px solid white; border-radius: 50%; padding: 2px;">2</span> </div> <div style="background-color: #0070c0; color: white; padding: 5px; border: 1px solid #0070c0;">                     7/H History Mr. J. O'Leary                 </div>	<div style="background-color: #d9ead3; color: #333; padding: 5px; border: 1px solid #d9ead3; margin-bottom: 5px;">                     Ormerod Computing Mr. N. Gohil                 </div> <div style="background-color: #f1c40f; color: white; padding: 5px; border: 1px solid #f1c40f; margin-bottom: 5px;">                     7/H Computing Mr. N. Gohil                 </div> <div style="background-color: #f1c40f; color: white; padding: 5px; border: 1px solid #f1c40f; margin-bottom: 5px;">                     7/H Computing Mr. N. Gohil                 </div> <div style="background-color: #d9ead3; color: #333; padding: 5px; border: 1px solid #d9ead3;">                     7/H English Literature Miss. E. Milward                 </div>	<div style="background-color: #d9ead3; color: #333; padding: 5px; border: 1px solid #d9ead3; margin-bottom: 5px;">                     7/H Geography Miss. E. Milward                 </div> <div style="background-color: #f1c40f; color: white; padding: 5px; border: 1px solid #f1c40f; margin-bottom: 5px;">                     9/Eng2 Computing Mr. N. Gohil                 </div> <div style="background-color: #9b59b6; color: white; padding: 5px; border: 1px solid #9b59b6; margin-bottom: 5px;">                     7/H English Literature Mr. N. Gohil                 </div> <div style="background-color: #d9ead3; color: #333; padding: 5px; border: 1px solid #d9ead3;">                     Test Class Mathematics Mr. N. Gohil                 </div>	<div style="background-color: #d9ead3; color: #333; padding: 5px; border: 1px solid #d9ead3; margin-bottom: 5px;">                     7/H Mathematics Mr. M. Bulpitt                 </div> <div style="background-color: #d9ead3; color: #333; padding: 5px; border: 1px solid #d9ead3; margin-bottom: 5px;">                     Ormerod Computing Mr. N. Gohil                 </div> <div style="background-color: #f1c40f; color: white; padding: 5px; border: 1px solid #f1c40f; margin-bottom: 5px;">                     Test Class Computing Mr. N. Gohil                 </div> <div style="background-color: #d9ead3; color: #333; padding: 5px; border: 1px solid #d9ead3;">                     7/H Art and Design Mr. L. Armstrong                 </div>	<div style="background-color: #d9ead3; color: #333; padding: 5px; border: 1px solid #d9ead3; margin-bottom: 5px;">                     7/Eng1 Science Mr. J. O'Leary                 </div> <div style="background-color: #d9ead3; color: #333; padding: 5px; border: 1px solid #d9ead3; margin-bottom: 5px;">                     7/H Science Mr. J. O'Leary                 </div> <div style="background-color: #d9ead3; color: #333; padding: 5px; border: 1px solid #d9ead3; margin-bottom: 5px;">                     7/H Science Mr. J. O'Leary                 </div> <div style="background-color: #d9ead3; color: #333; padding: 5px; border: 1px solid #d9ead3;">                     7/H Science Mr. J. O'Leary                 </div>	

# My child's homework:



From your **Dashboard**, you will be able to see any student accounts linked to you. You will have access to their:

- Calendar,**
- Homework,**
- Gradebook,**
- Notice board.**


Homework is sorted into 2 categories; **Recent** and **Upcoming** so you can see what your child needs to do and by when.

You can see the last time your child accessed SMHW.

This year we have eradicated pins for students

**Top Tip:** To view homework task on the go, download our apps for iOS and Android devices! You can also use Show My Homework on your mobile browser.

The screenshot shows the Show My Homework dashboard. At the top, there is a blue header with a back arrow and the text 'Show My Homework'. Below the header, on the left, is a user profile for 'Tom' with a 'Welcome, Tom' message and an 'Edit profile' link. A sidebar menu on the left contains 'Select student', 'Jack Stanford', 'Emily Stanford', 'Help centre', and 'Logout'. The main content area is titled 'Select student' and includes a section 'Select what information you would like to view for any of your students below'. This section displays two student profiles: 'Jack Stanford' (last activity 4 hours ago) and 'Emily Stanford' (last activity a day ago). Each profile has a list of navigation links: '> Calendar', '> Homework', '> Gradebook', and '> Notice board'. At the bottom of each profile card, there is a 'Recovery PIN' (X09888102 for Jack and F08949569 for Emily).



# Emails and notifications:

1. On SMHW you can decide how and when you receive notifications about your child's homework for example by email or by text message.
2. You can choose to be alerted when homework is set, due in or overdue.

**Top Tip:** Enable **push notifications** on your mobile device to receive alerts. New homework set, homework to hand-in, and overdue homework are all a swipe away!

 [Manage notifications](#)

## Email notifications

Weekly digest

New events and announcements

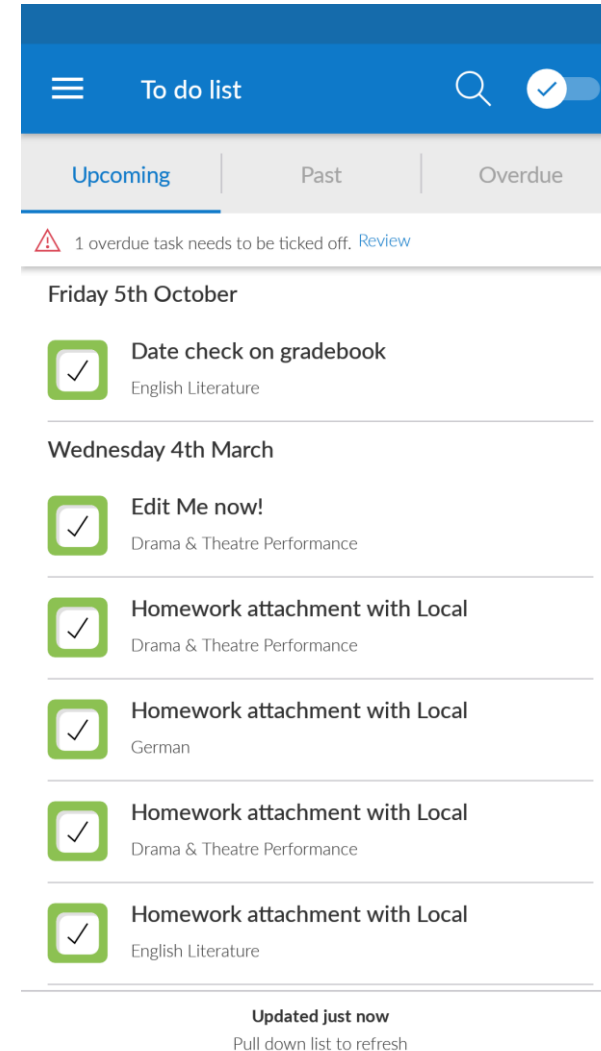

# The App

The **Mobile App** provides an easy way for you to stay informed on the go.


The 'To Do List' provides a quick and simple way to see all the homework set for your child.

To get the App, visit the **Google Play App Store**, search for **Show My Homework** and download!

<https://play.google.com/store/apps/details?id=uk.co.smhw.android>







# TDA policy

- It is policy that all teachers set homework using SMHW
- We are not at a stage where all teachers will mark online. Marking happens in books.
- You will know if homework has not been submitted on time as students have detentions logged on SIMS.
  
- Core subjects set every week
- Other foundations subjects are every fortnight