

MISS NORMANS/ MRS WARNS SOUND PROJECT

WEEK 1

Hi year 9's I hope you are well and safe

Over the next few weeks you will be making either an upcycled acoustic amplifier for your phone/ gadget. Or a musical instrument.

You need to start collecting the following from your recycle bin/ house. Try to be as innovative as you can –You can see my recycling bin is bulging ready to sort out what I can use.

- Pringles tubes/ tubes/tin cans
- Packaging/cardboard you may just chuck out
- Wrapping paper/ magazines/ tape/ Elastic bands/
- PVA glue, tape, anything else you can use to stick safely



WEEK 2 - HOW DOES SOUND WORK ?

<https://www.youtube.com/watch?v=aWieHpsZ7ik>

Watch the following videos/ or try to find your own

Answer the following questions /carry on collecting resources

- What is sound?
- How does sound travel ?
- Which materials does sound travel faster through?
- How do we hear sound?

If you are really interested in learning more click this link

<https://www.bbc.co.uk/bitesize/guides/z2dtv9q/revision/1>



WEEK 3- RESEARCH WHAT YOU CAN MAKE/ START MAKING

- Now year 9's it is time to decide what you want to do and start making
- Will it be a musical instrument or an acoustic amplifier for your phone/gadget
- You can experiment/ look online for good tutorials using YouTube and instructables
- You could make yourself a mood board of ideas either on paper or computer
- Remember to ask your parent/guardian to help you and be careful when cutting and gluing
- You can see Miss Normans experiments using pringle tubes

See links below for ideas.

<https://www.youtube.com/watch?v=pFfBrCyHfWs>

<https://www.instructables.com/id/From-Pringles-box-to-Acoustic-Amplifier/>

<https://www.youtube.com/watch?v=bE3tGVPyjH8>

<https://www.instructables.com/id/Homemade-Musical-Instruments/>




Interesting ideas.
I'm sure you can find
you own and
experiment yourself.



14 World Music Instruments That Can ...



The 11 Best DIY Musical Instruments ...




14 World Music Instruments That Can ...



MRS WARNS CHILDREN'S EXAMPLE


- Mr Warns children had a go at making a musical instrument from a Tin Can



WEEK 4 FINISH PRACTICAL/TEST AND EVALUATE

Hi year 9's now its time to show us what you have come up with

- When you have made your product you could test your amplifier by having a zoom party or starting your own band.
- Email your teacher a photo to show them what you have produced.
- You could even record the sound/video on your phone and send



EVALUATION / TEST



- Mrs Warns evaluation
- ‘I made it with what I had but if I was to improve it I would use longer bolts that go all the way through the can so it doesn't touch the mounting board and it holds it straight’
- ‘I would also use better quality machine heads as the ones I used were off an old ukulele and they are rubbish’