



Thomas Deacon
Academy

Vision Statement

“To provide learning of Mathematics that is challenging, engaging and enthuses both students and staff so that all achieve to their full potential”.

Year 7 Mathematics at TDA

- Stage 7 Mathematicians – Class Names
Angelou, Boyle, Curie & Dahl (3 lessons per week)
- Stage 6 Mathematicians – Class Names
Euclid & Fermat (5 lessons per week)
- Stage 5 Mathematicians – Class Names
Golding and Ramanujan (5 lessons per week)

Can I See What My Young Mathematician Will Be Studying?

You can find all SoW on the TDA webpage in the curriculum area.

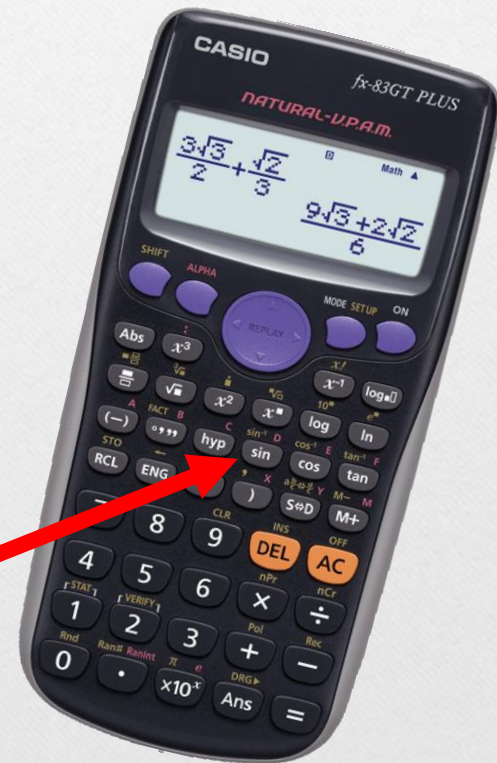


Mathematics Curriculum map Year 7 Secondary Ready

Term	Topic	Skills addressed	Literacy skills addressed	Key assessment tasks
Term 1	Numbers and the number system Calculating Division	<ul style="list-style-type: none"> Understand and use decimals with up to three decimal places. Work with numbers up to ten million. Explore the use of negative numbers. Develop understanding of factors and multiples. Investigate prime numbers. Develop mental calculation skills. Extend written methods of multiplication. Know and use the order of operations. Solve problems involving addition, subtraction and multiplication. 	Speaking and listening - LK2, SK4 Reading - RK1 Writing - WK2	Progress Test 1
Term 2	Division Visualising and constructing Investigating properties of shapes	<ul style="list-style-type: none"> Develop written methods of division. Deal with remainders when carrying out division. Solve problems involving the four operations. Construct 2D shapes. Investigate 3D shapes. Explore nets of 3D shapes. Investigate properties of 2D shapes. Investigate angles in polygons. Understand and use the vocabulary of circles. 	Speaking and listening - LK2, SK4 Reading - RK1 Writing - WK2	Progress Test 2
Term 3	Algebraic proficiency: using formulae Exploring fractions, decimals and percentages Proportional reasoning Pattern sniffing	<ul style="list-style-type: none"> Use simple formulae written in words. Create simple formulae written in words. Work with formulae written algebraically. Explore the equivalence between fractions. Use the equivalence between fractions. Explore the equivalence between fractions, decimals and percentages. Solve problems involving scaling. Explore enlargement. Solve problems involving sharing and grouping. Explore number sequences. 	Speaking and listening - LK2, SK4 Reading - RK1 Writing - WK2	Progress Test 3
Term 4	Pattern sniffing Measuring space Investigating angles Calculating fractions, decimals and percentages	<ul style="list-style-type: none"> Solve problems involving measurement. Develop knowledge of angles. Apply angle facts to deduce unknown angles. Calculate with fractions. Calculate with decimals. Calculate with percentages. 	Speaking and listening - LK2, SK4 Reading - RK1 Writing - WK2	
Term 5	Calculating fractions, decimals and percentages Solving equations and inequalities Calculating space	<ul style="list-style-type: none"> Solve missing number problems. Understand and use algebra. Explore area. Investigate volume. Solve problems involving area and volume. 	Speaking and listening - LK2, SK4 Reading - RK1 Writing - WK2	Progress Test 4
Term 6	Checking, approximating and estimating Mathematical movement Presentation of data Measuring data	<ul style="list-style-type: none"> Explore ways of approximating numbers. Explore ways of checking answers. Understand and use Cartesian coordinates. Use transformations to move shapes. Construct and interpret pie charts. Solve problems involving graphs and charts. Understand and use the mean. 	Speaking and listening - LK2, SK4 Reading - RK1 Writing - WK2, WK4 comparing data sets	Yr7 Examination

Tools For Mathematicians

- ✓ A pen
- ✓ A pencil
- ✓ A ruler
- ✓ A compass
- ✓ A protractor
- ✓ A **Scientific** calculator



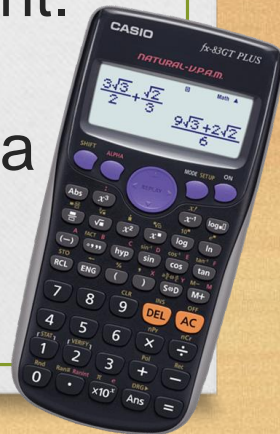
Encourage your child to be neat. Why?

- It saves time since things don't get lost on the page.
- It leads to self-discipline and planning.
- It leads to greater self-confidence and pride.

In Maths neatness makes a huge difference. If your child does not lay work out neatly, there is every chance that mistakes will be made. Encourage them to present their homework neatly and to take pride in all of their work.

Tests and Exams

- Students will complete 4 progress tests and 1 main mock exam throughout the year.
- Main mock exams for the year are in term 6. They will sit 2 exam papers, one non-calculator and one calculator.
- Please ensure students have the correct equipment. They need a calculator, ruler, protractor, a pair of compasses for drawing circles, pens, pencils and a rubber.



GCSE Mathematics

- AQA Mathematics GCSE specification 8300

Assessment structure

Paper 1 33.3%	Paper 2 33.3%	Paper 3 33.3%
Non-calculator	Calculator	Calculator
80 marks	80 marks	80 marks
1 hr 30 mins	1 hr 30 mins	1 hr 30 mins

All papers may assess any content domains and all assessment objectives in roughly same proportions across all three papers.

Foundation Tier


Grades 1-5. Half the marks on each paper targeting grades 1 to 3 and the other half at 3 to 5.

Higher Tier

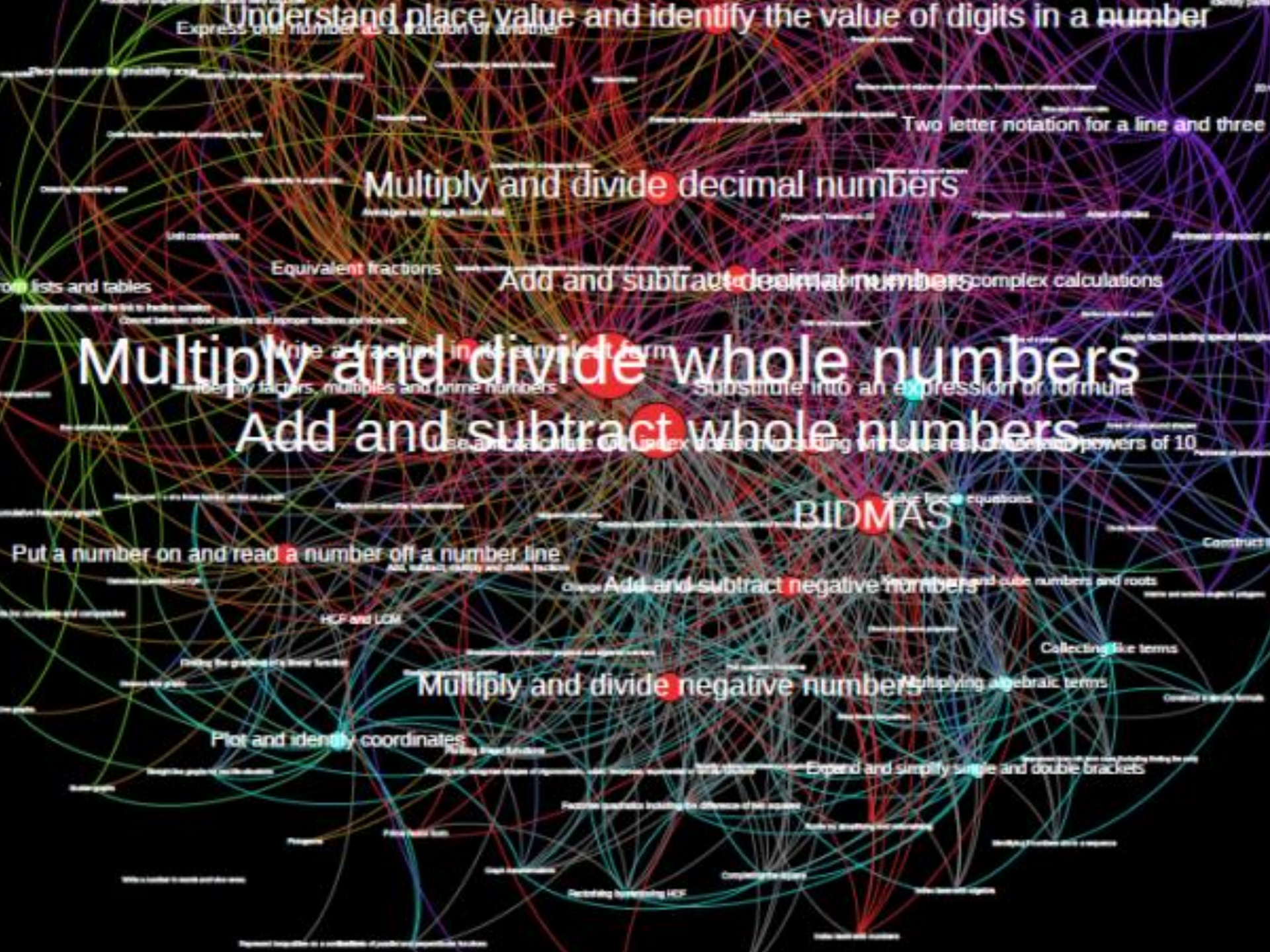
Grades 4-9. Half the marks on each paper targeting grades 4-6 and other half at 7-9.

Why does my child need to be good at Mental Maths?

As your child progresses through Secondary School, the maths problems they will attempt to solve will become more complex. They need to be focussed on thinking about which formula to use and which strategy to apply – they do not want to be slowed down by the basics. Ultimately, they will be taking their GCSE examination – any time lost by having to spend a disproportionate amount of time thinking about the basics is time that they could be using to complete the paper or to check questions for any errors.



By William Emery
www.greatmathsteachingideas.com



Multiply and divide whole numbers

Add and subtract whole numbers

Multiply and divide decimal numbers

Add and subtract decimal numbers

Equivalent fractions

Write a fraction in its simplest form

Put a number on and read a number off a number line

Plot and identify coordinates

Multiply and divide negative numbers

Add and subtract negative numbers

Collecting like terms

Expanding and simplifying single and double brackets

Solving linear equations

The BIDMAS rule

Name.....

Stage 7 - Term 1

	Week 1	Week 2	Week 3	Week 4	Week 5	Week 6	Week 7			
1 Using place value										
2 Multiplying 2 digit x 2 digit numbers										
3 Simplifying expressions										
4 Substituting values into formulae										
5 Rounding to 1 significant figure										
6 Simple equations										
7 Finding missing terms in sequences										
8 Expanding brackets										
9 Metric measure conversions										
10 Identifying cube and square numbers										



Target / Question

Date Achieved

Week 1		
Week 2		

Websites

The best way to prepare for Maths exams is by doing practice questions, the following resources provide support for doing this:

- www.mymaths.co.uk



Login: deacon

Password: circle

- www.online.justmaths.co.uk/

Login: DeaconStudent

Password: Deacon




- www.mathedup.co.uk/classes/10n2/gcse-maths-takeaway/ no password required



'But I'm no good at Maths!' How can I help?

Please do not pass your 'Fear of Maths' or 'Dislike of the Subject' onto your child. No matter what your ability or your level of love for the subject, you can support your child. A by-product of supporting your child's development will be an improvement in your mental maths. Two for the price of one!
Encourage your child and give them plenty of support with their learning.

Login: Deacon
Password: circle



Supporting your Child's Maths

- ✓ Lots of praise
- ✓ Plenty of encouragement
- ✓ Support them with their homework
- ✓ Encourage them to present their work neatly
- ✓ Encourage your child to practise their times tables
- ✓ Speak to them about any worries they have
- ✓ Talk to their Maths Teacher
- ✓ Keep practicing

